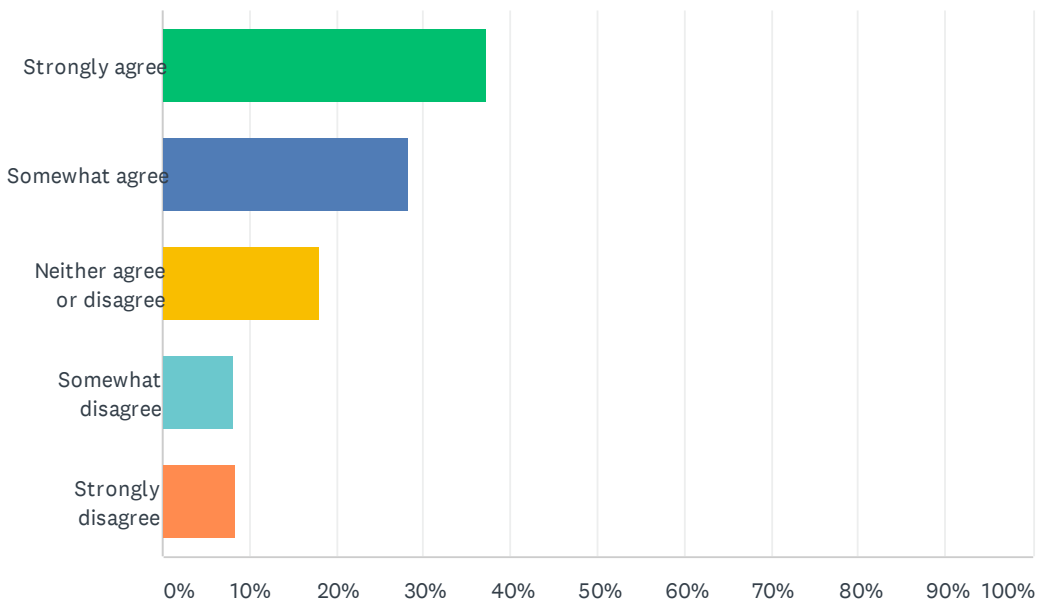


Q1 211 is a special phone number used in counties across the nation to help connect residents with social services on a 24/7 basis. To what extent do you believe DuPage County should create a 211 telephone helpline for residents?

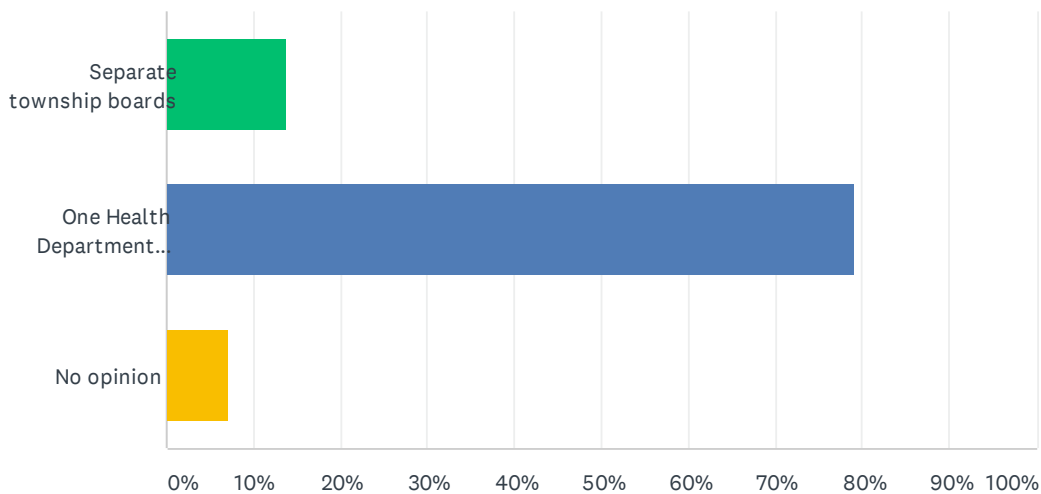
Answered: 5,687 Skipped: 0



ANSWER CHOICES	RESPONSES	
Strongly agree	37.17%	2,114
Somewhat agree	28.20%	1,604
Neither agree or disagree	17.99%	1,023
Somewhat disagree	8.25%	469
Strongly disagree	8.39%	477
TOTAL		5,687

Q2 Do you believe each DuPage County township should have its own separate mental health board, or should the DuPage County Health Department provide a countywide approach to supportive services for persons with disabilities, mental health, and substance abuse treatment services?

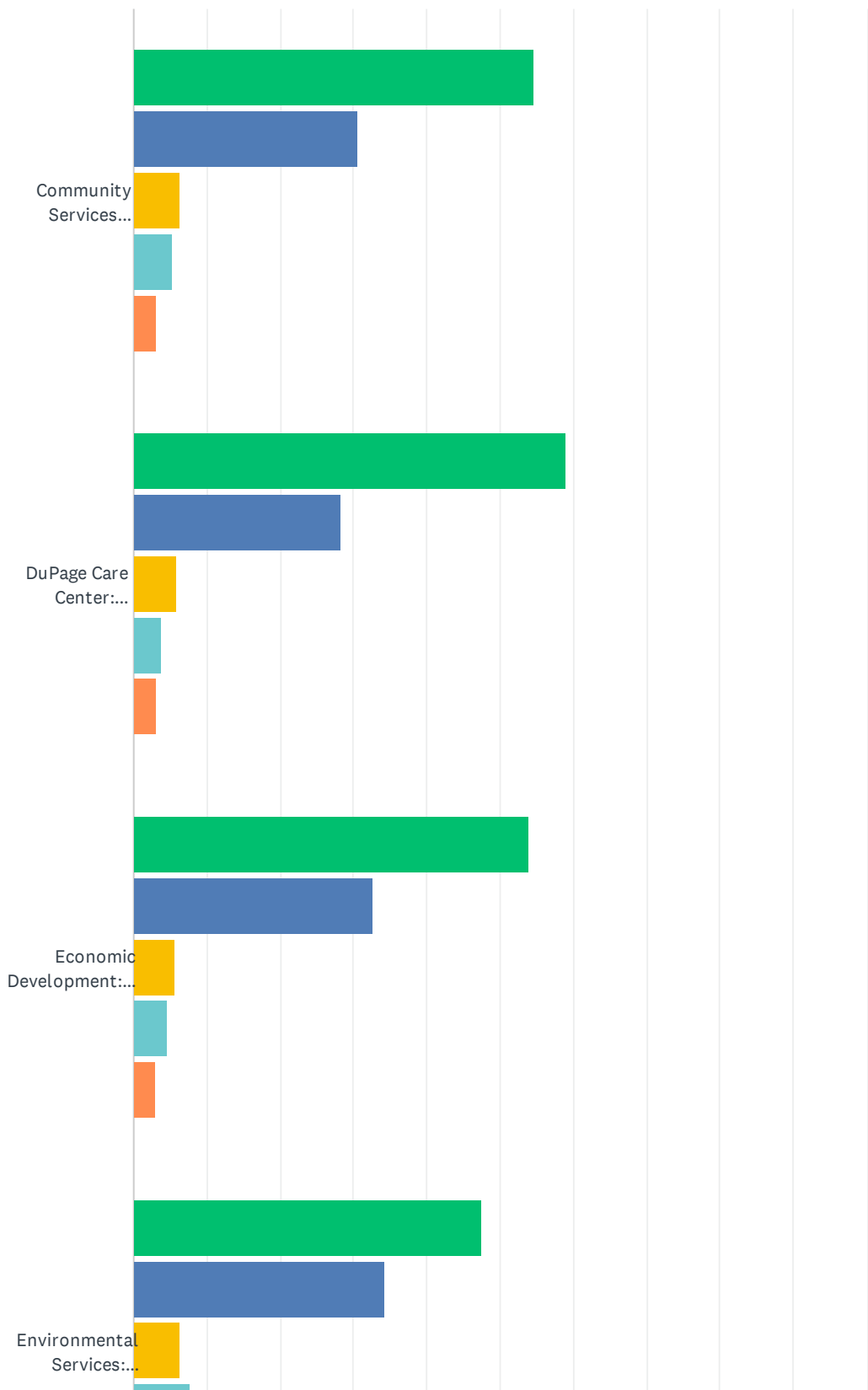
Answered: 5,687 Skipped: 0



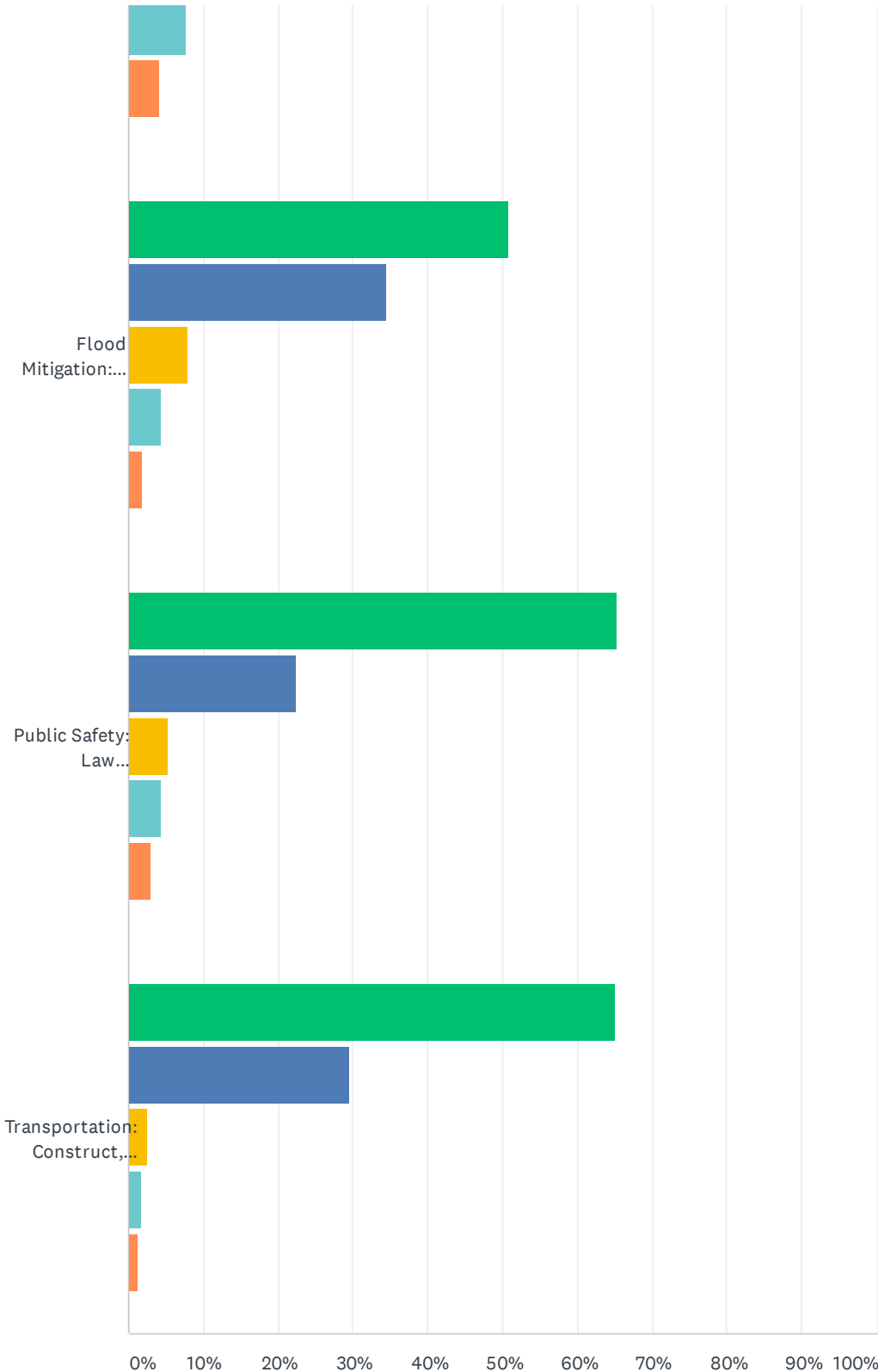
ANSWER CHOICES	RESPONSES	
Separate township boards	13.79%	784
One Health Department agency	79.15%	4,501
No opinion	7.07%	402
TOTAL		5,687

Q3 Please provide your input as to the importance of the following County services.

Answered: 5,687 Skipped: 0



FY2022 DuPage County Budget Survey



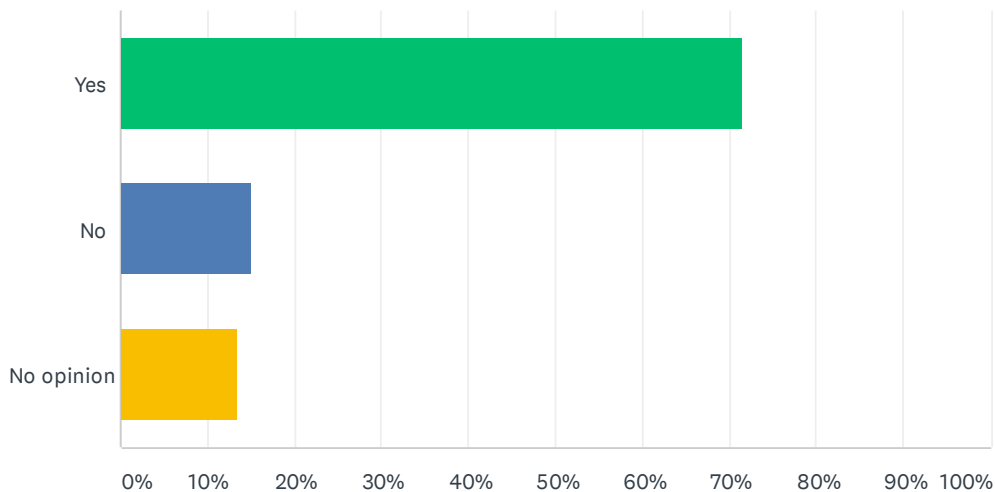
■ Very important
 ■ Somewhat important
 ■ No opinion
■ Somewhat unimportant
 ■ Very unimportant

FY2022 DuPage County Budget Survey

	VERY IMPORTANT	SOMEWHAT IMPORTANT	NO OPINION	SOMEWHAT UNIMPORTANT	VERY UNIMPORTANT	TOTAL	WEIGHTED AVERAGE
Community Services Information and Referral: Providing information to those seeking assistance and services from the County	54.63% 3,107	30.58% 1,739	6.35% 361	5.31% 302	3.13% 178	5,687	1.72
DuPage Care Center: Long-term care for low-income elderly and disabled residents	58.94% 3,352	28.17% 1,602	5.91% 336	3.76% 214	3.22% 183	5,687	1.64
Economic Development: Recruiting businesses and encouraging job creation	53.91% 3,066	32.72% 1,861	5.73% 326	4.68% 266	2.95% 168	5,687	1.70
Environmental Services: Public education, outreach, recycling events	47.42% 2,697	34.38% 1,955	6.37% 362	7.70% 438	4.13% 235	5,687	1.87
Flood Mitigation: Programs to reduce the impact of flooding on people and property	50.92% 2,896	34.62% 1,969	8.05% 458	4.41% 251	1.99% 113	5,687	1.72
Public Safety: Law enforcement, corrections, criminal justice, and court operations	65.18% 3,707	22.31% 1,269	5.29% 301	4.34% 247	2.87% 163	5,687	1.57
Transportation: Construct, improve, and repair County roads, bridges, paths, and sidewalks	65.03% 3,698	29.58% 1,682	2.60% 148	1.64% 93	1.16% 66	5,687	1.44

Q4 Should the County use local tools and resources to support housing affordability for seniors, people with disabilities, working families, and others in need?

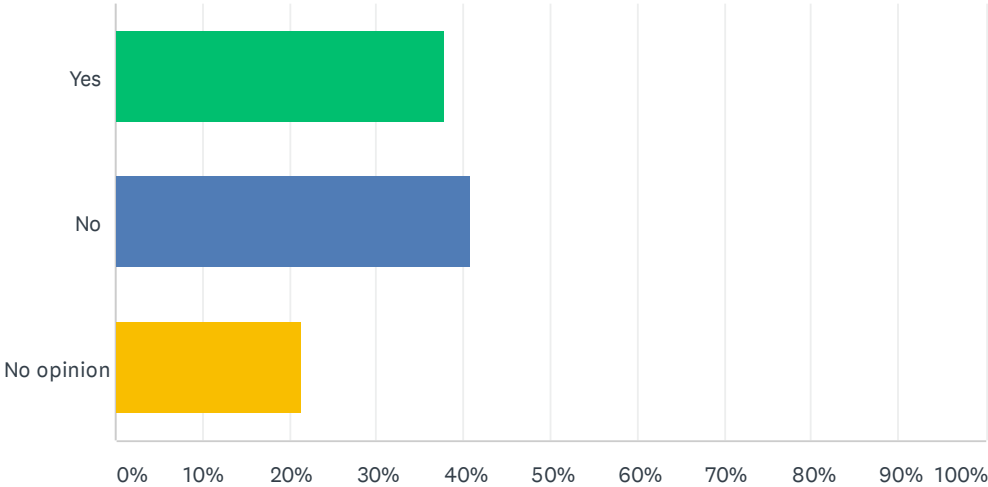
Answered: 5,687 Skipped: 0



ANSWER CHOICES	RESPONSES	
Yes	71.48%	4,065
No	15.10%	859
No opinion	13.42%	763
TOTAL		5,687

Q5 Should DuPage County invest in a plan to support the performing arts?

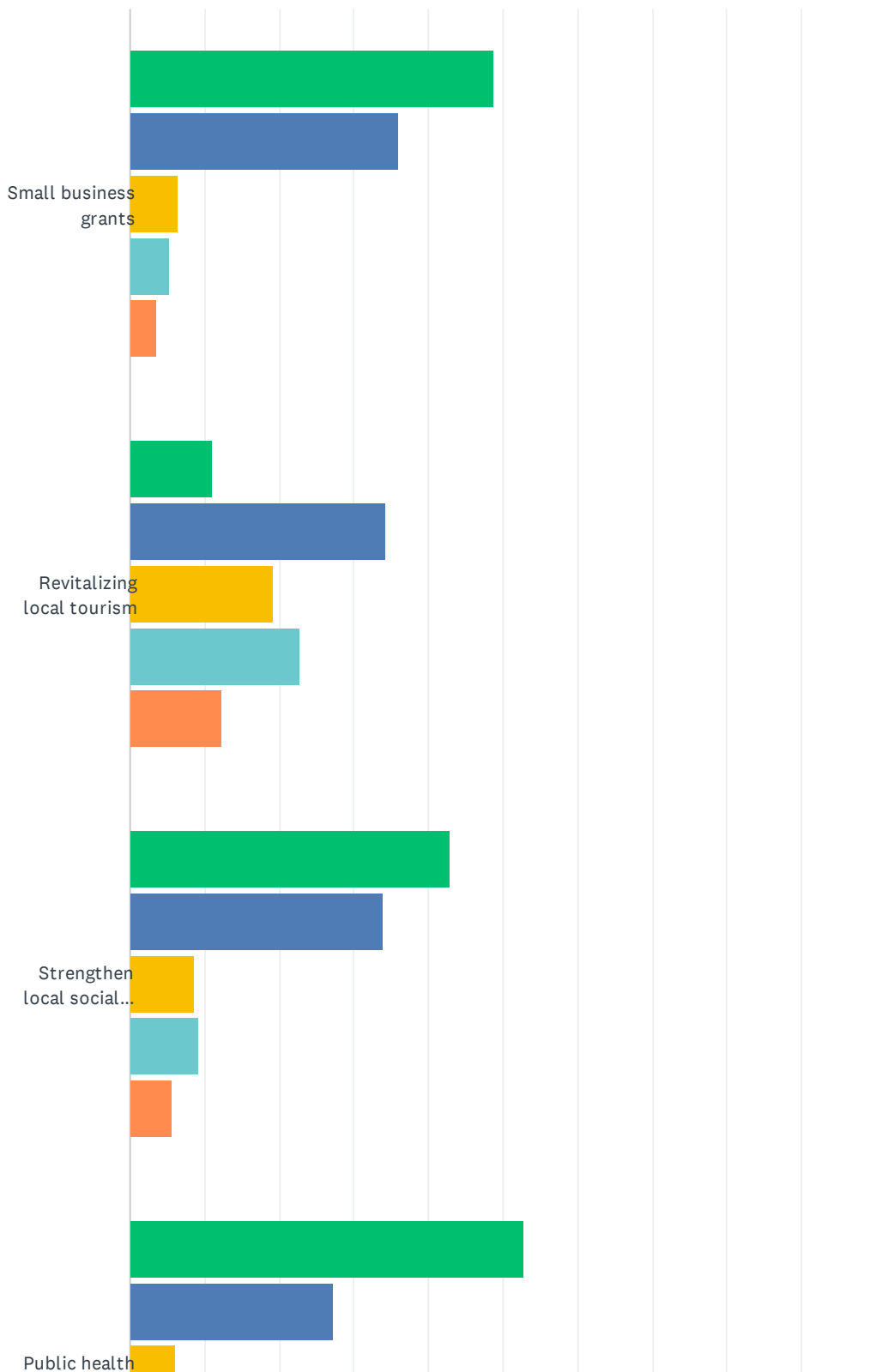
Answered: 5,687 Skipped: 0



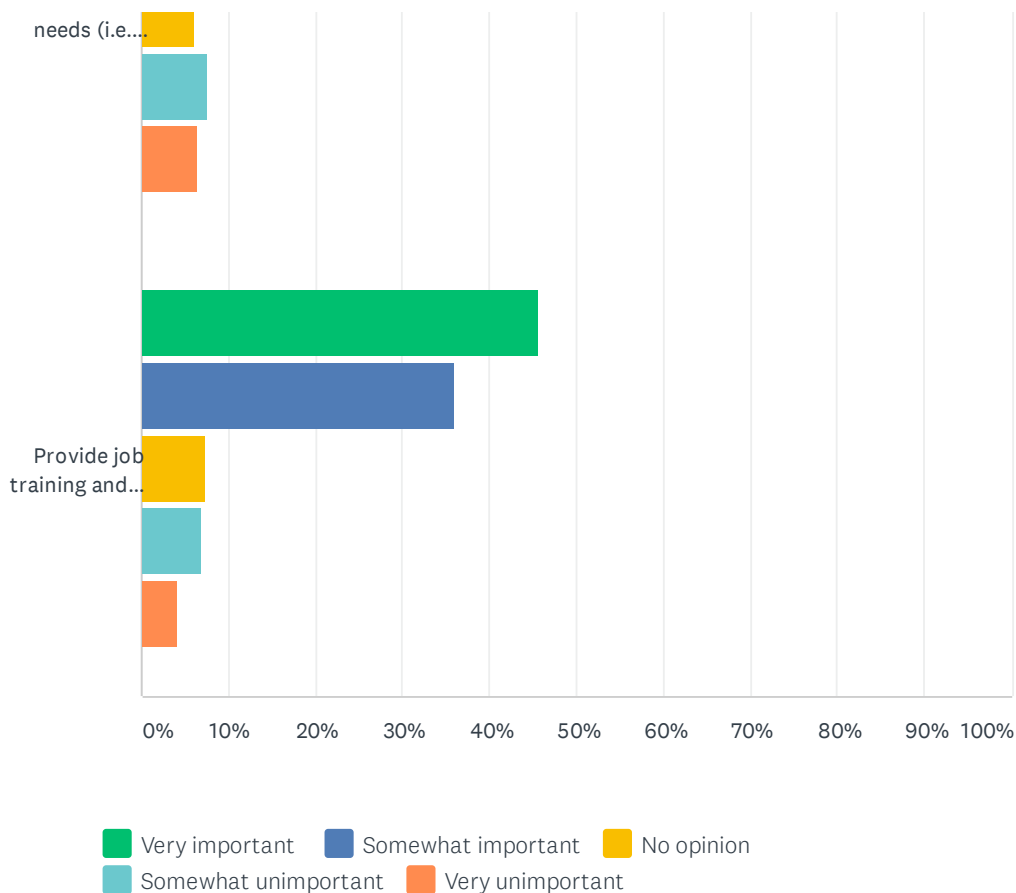
ANSWER CHOICES	RESPONSES	
Yes	37.91%	2,156
No	40.72%	2,316
No opinion	21.36%	1,215
TOTAL		5,687

Q6 DuPage County will receive federal funding from the American Rescue Plan for specific COVID-related projects. Please identify areas you believe the County Board should prioritize this funding for investment.

Answered: 5,687 Skipped: 0



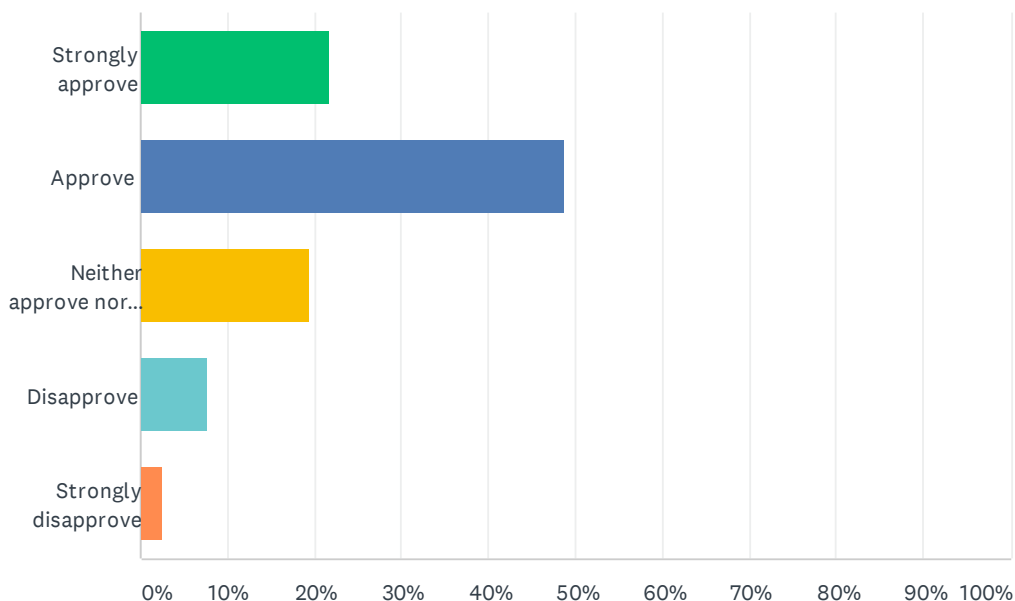
FY2022 DuPage County Budget Survey



	VERY IMPORTANT	SOMEWHAT IMPORTANT	NO OPINION	SOMEWHAT UNIMPORTANT	VERY UNIMPORTANT	TOTAL	WEIGHTED AVERAGE
Small business grants	48.85% 2,778	36.08% 2,052	6.40% 364	5.19% 295	3.48% 198	5,687	1.78
Revitalizing local tourism	11.10% 631	34.39% 1,956	19.27% 1,096	22.82% 1,298	12.41% 706	5,687	2.91
Strengthen local social services agencies	42.85% 2,437	33.80% 1,922	8.49% 483	9.27% 527	5.59% 318	5,687	2.01
Public health needs (i.e. COVID-19 tests or vaccination efforts)	52.66% 2,995	27.27% 1,551	5.98% 340	7.61% 433	6.47% 368	5,687	1.88
Provide job training and retraining services to displaced workers	45.60% 2,593	35.96% 2,045	7.40% 421	6.95% 395	4.10% 233	5,687	1.88

Q7 Do you approve or disapprove of the way DuPage County has responded to COVID-19?

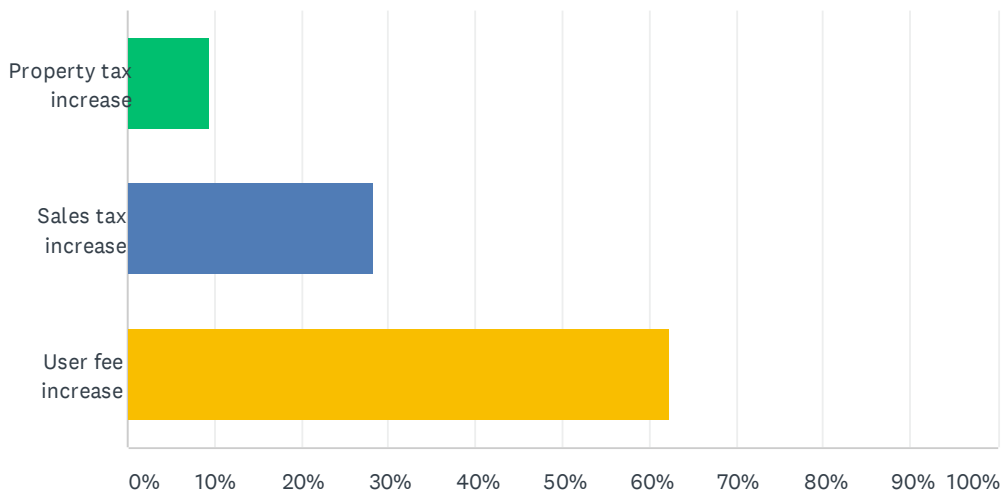
Answered: 5,687 Skipped: 0



ANSWER CHOICES	RESPONSES	
Strongly approve	21.66%	1,232
Approve	48.73%	2,771
Neither approve nor disapprove	19.41%	1,104
Disapprove	7.67%	436
Strongly disapprove	2.53%	144
TOTAL		5,687

Q8 In order to maintain the current level of County services available, if needed, which of these options would you prefer?

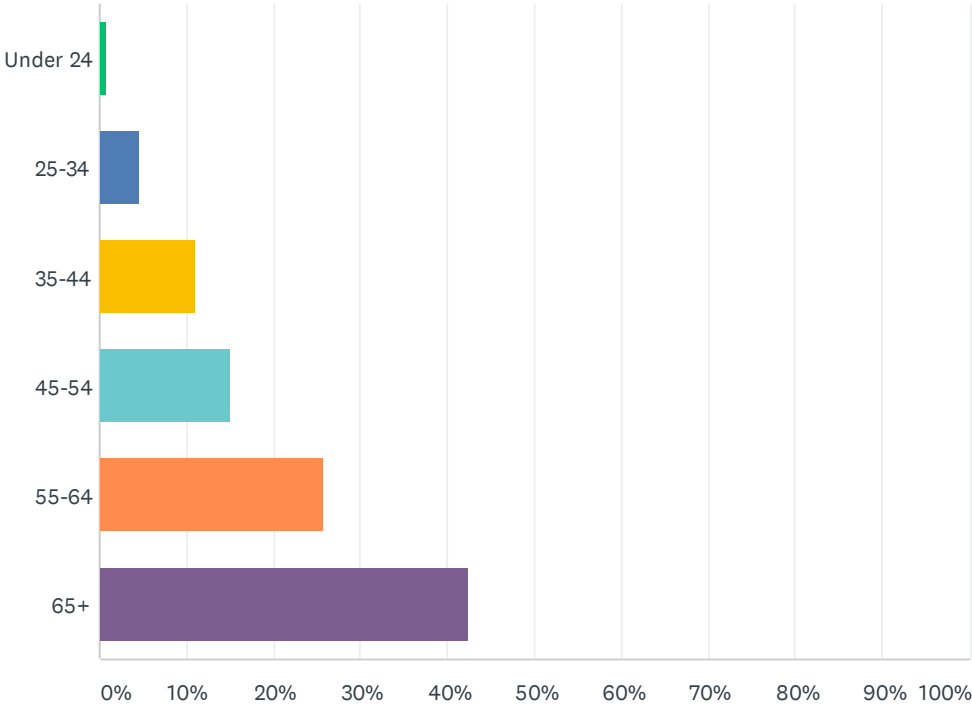
Answered: 5,687 Skipped: 0



ANSWER CHOICES	RESPONSES	
Property tax increase	9.41%	535
Sales tax increase	28.17%	1,602
User fee increase	62.42%	3,550
TOTAL		5,687

Q9 How old are you?

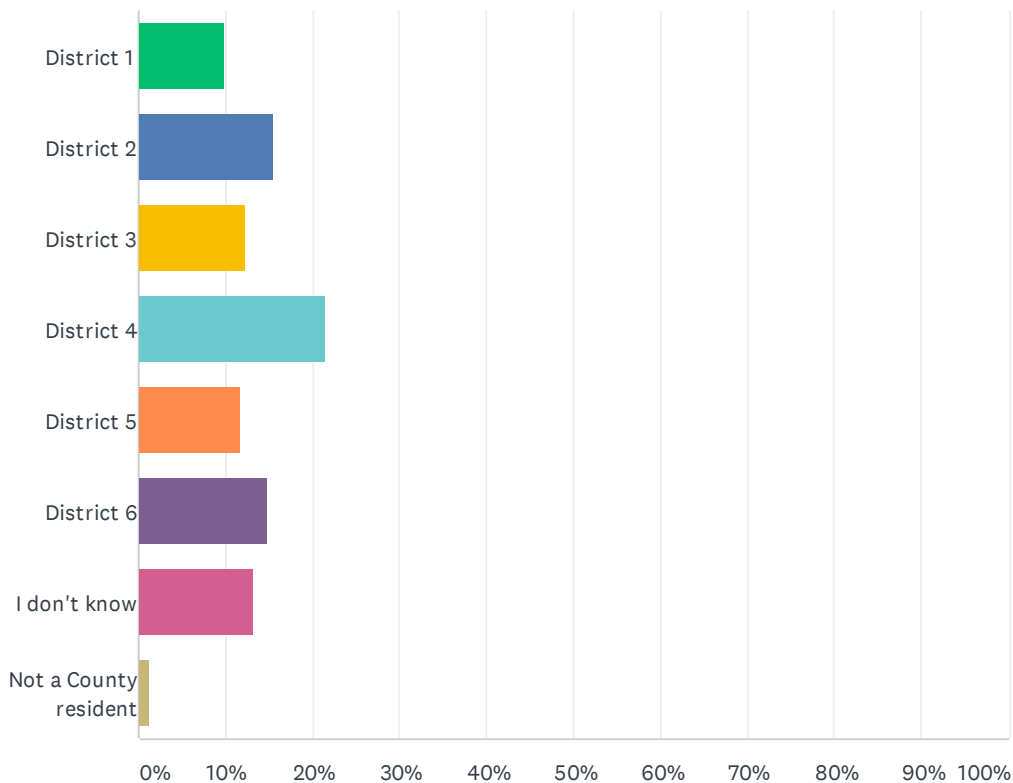
Answered: 5,687 Skipped: 0



ANSWER CHOICES	RESPONSES	
Under 24	0.76%	43
25-34	4.69%	267
35-44	11.13%	633
45-54	15.07%	857
55-64	25.83%	1,469
65+	42.52%	2,418
TOTAL		5,687

Q10 What County Board district do you live in? (Find your County Board district)

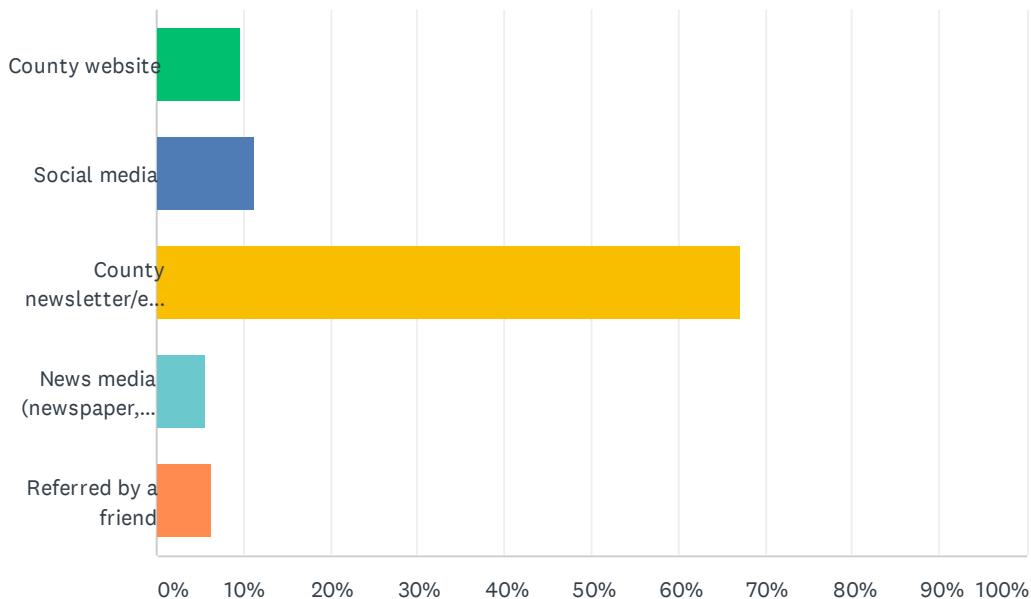
Answered: 5,687 Skipped: 0



ANSWER CHOICES	RESPONSES	
District 1	9.88%	562
District 2	15.47%	880
District 3	12.26%	697
District 4	21.47%	1,221
District 5	11.66%	663
District 6	14.79%	841
I don't know	13.15%	748
Not a County resident	1.32%	75
TOTAL		5,687

Q11 How did you learn about the survey?

Answered: 5,687 Skipped: 0



ANSWER CHOICES	RESPONSES	
County website	9.60%	546
Social media	11.24%	639
County newsletter/email	67.19%	3,821
News media (newspaper, radio, internet site)	5.63%	320
Referred by a friend	6.35%	361
TOTAL		5,687