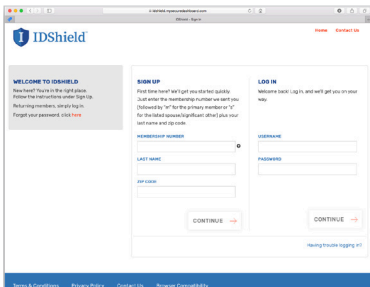


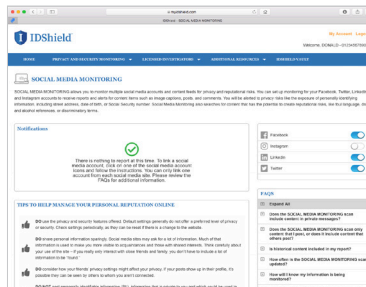
# IDShield Activation Steps

Guarding your personal information is as EASY as 1-2-3!  
Follow these steps to activate your IDShield account.

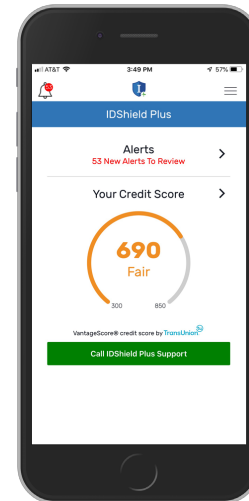
**1. SET UP** your account at [www.idshield.cloud/login](http://www.idshield.cloud/login) using your Member number.



**2. ADD** the personal information you want to monitor, including your social media accounts.



**3. DOWNLOAD** the IDShield Plus mobile app for immediate alerts and to track your monthly credit score.



Apple and the Apple logo are trademarks of Apple Inc., registered in the U.S. and other countries. App Store is a service mark of Apple Inc., registered in the U.S. and other countries. Google Play and the Google Play logo are trademarks of Google Inc.

If you have questions about setting up your account or forgot your member number, please call IDShield Member Services at 1-888-494-8519, available 7 AM - 7 PM CT, Monday - Friday.